



Strength  
Reliability  
Security

Intelligent Solutions For Your Comfort

Technical  
Catalog

	FIGURE	CODE	DESCRIPTION
1		FU-45011-0-L-1	FU-BOTTOM BOGIE L/LEFT
		FU-45011-0-R-1	FU-BOTTOM BOGIE R/RIGHT
2		FU-45031-0-L-1	FU-TOP CENTER GUIDE L/LEFT
		FU-45031-0-R-1	FU-TOP CENTER GUIDE R/RIGHT
3**		FU-45221-0-L-1	FU-ESPAGNOLETTE STRIKER L/LEFT
		FU-45221-0-R-1	FU-ESPAGNOLETTE STRIKER R/RIGHT
		FU-45224-0-L-1	FU-ESPAGNOLETTE STRIKER L/LEFT UNIVERSAL
		FU-45224-0-R-1	FU-ESPAGNOLETTE STRIKER R/RIGHT UNIVERSAL
4		FU-45222-0-L-1	FU-CENTER CLOSER L/LEFT
		FU-45222-0-R-1	FU-CENTER CLOSER R/RIGHT
5		FU-45223-0-0-1	FU-CENTER CLOSER STRIKER
6**		FU-45491-35-0-1	FU-CENTER CLOSER PIN 35 MM
		FU-45491-40-0-1	FU-CENTER CLOSER PIN 40 MM
		FU-45491-45-0-1	FU-CENTER CLOSER PIN 45 MM
		FU-45491-50-0-1	FU-CENTER CLOSER PIN 50 MM

\*\* It should be selected according to the profile.

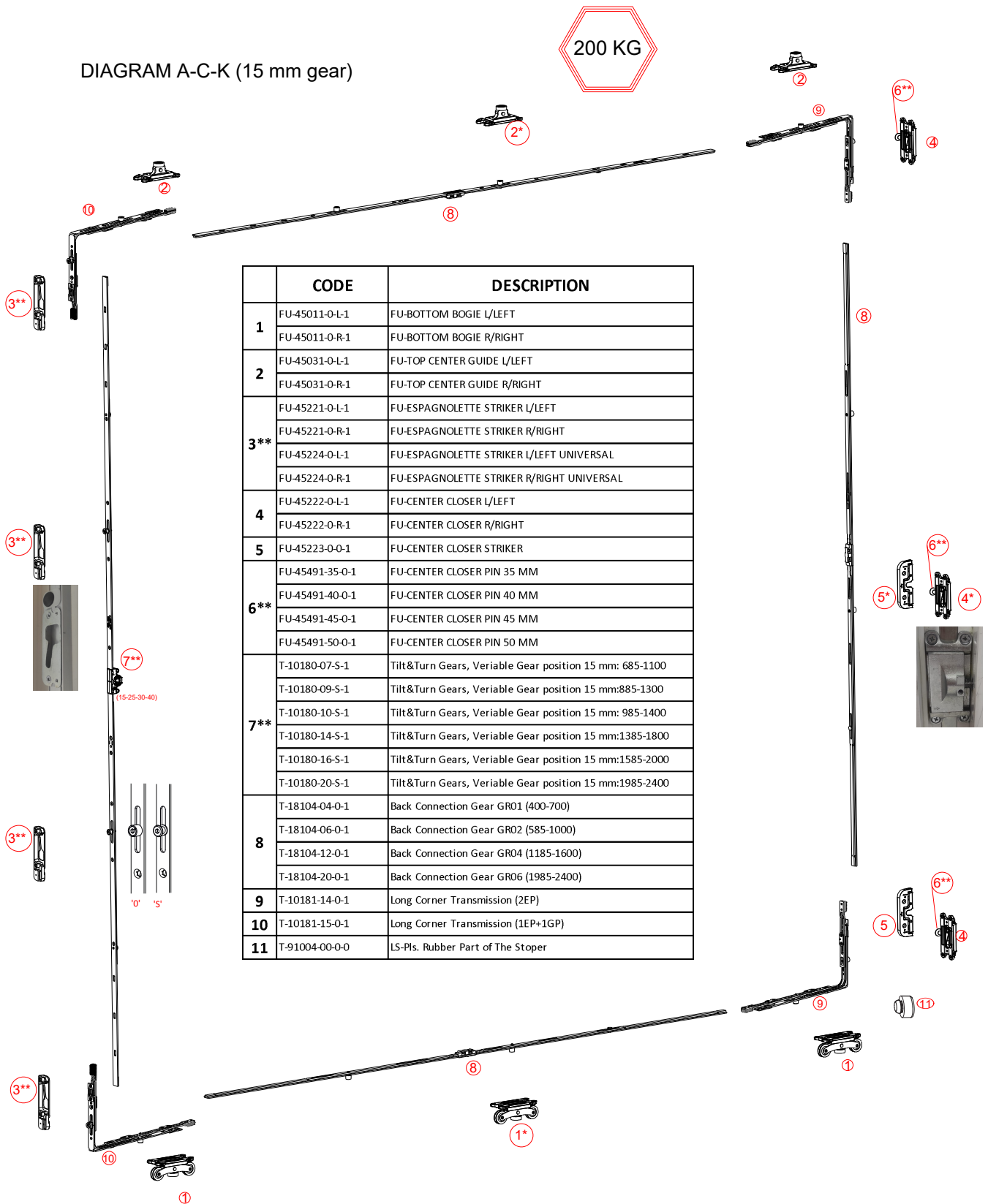
	FIGURE	CODE	DESCRIPTION		
<b>7**</b>		T-10180-07-S-1	Tilt&Turn Gears, Veriable Gear position 15 mm: 685-1100		
		T-10180-09-S-1	Tilt&Turn Gears, Veriable Gear position 15 mm:885-1300		
		T-10180-10-S-1	Tilt&Turn Gears, Veriable Gear position 15 mm: 985-1400		
		T-10180-14-S-1	Tilt&Turn Gears, Veriable Gear position 15 mm:1385-1800		
		T-10180-16-S-1	Tilt&Turn Gears, Veriable Gear position 15 mm:1585-2000		
		T-10180-20-S-1	Tilt&Turn Gears, Veriable Gear position 15 mm:1985-2400		
		T-10250-07-S-1	Tilt&Turn Gears, Veriable Gear position 25 mm: 685-1100		
		T-10250-09-S-1	Tilt&Turn Gears, Veriable Gear position 25 mm:885-1300		
		T-10250-10-S-1	Tilt&Turn Gears, Veriable Gear position 25 mm: 985-1400		
		T-10250-14-S-1	Tilt&Turn Gears, Veriable Gear position 25 mm:1385-1800		
		T-10250-16-S-1	Tilt&Turn Gears, Veriable Gear position 25 mm:1585-2000		
		T-10250-20-S-1	Tilt&Turn Gears, Veriable Gear position 25 mm:1985-2400		
		T-10194-07-S-1	Tilt&Turn Gears, Veriable Gear position 30 mm: 685-1100		
		T-10194-09-S-1	Tilt&Turn Gears, Veriable Gear position 30 mm:885-1300		
		T-10194-10-S-1	Tilt&Turn Gears, Veriable Gear position 30 mm: 985-1400		
		T-10194-14-S-1	Tilt&Turn Gears, Veriable Gear position 30 mm:1385-1800		
		T-10194-16-S-1	Tilt&Turn Gears, Veriable Gear position 30 mm:1585-2000		
		T-10194-20-S-1	Tilt&Turn Gears, Veriable Gear position 30 mm:1985-2400		
		<b>8</b>		T-18104-04-0-1	Back Connection Gear GR01 (400-700)
				T-18104-06-0-1	Back Connection Gear GR02 (585-1000)
T-18104-12-0-1	Back Connection Gear GR04 (1185-1600)				
T-18104-20-0-1	Back Connection Gear GR06 (1985-2400)				
<b>9</b>		T-10181-14-0-1	Long Corner Transmission (2EP)		
<b>10</b>		T-10181-15-0-1	Long Corner Transmission (1EP+1GP)		
<b>11</b>		T-91004-00-0-0	LS-Pls. Rubber Part of The Stoper		
<b>12</b>		FU-45000-0-1	Rear pull-hole jig		
<b>13</b>		FU-45001-0-1	Rear pull-strike jig		

\*\* It should be selected according to the profile

\*\*\* (O) with standard pin, (S) with security pin

200 KG

DIAGRAM A-C-K (15 mm gear)

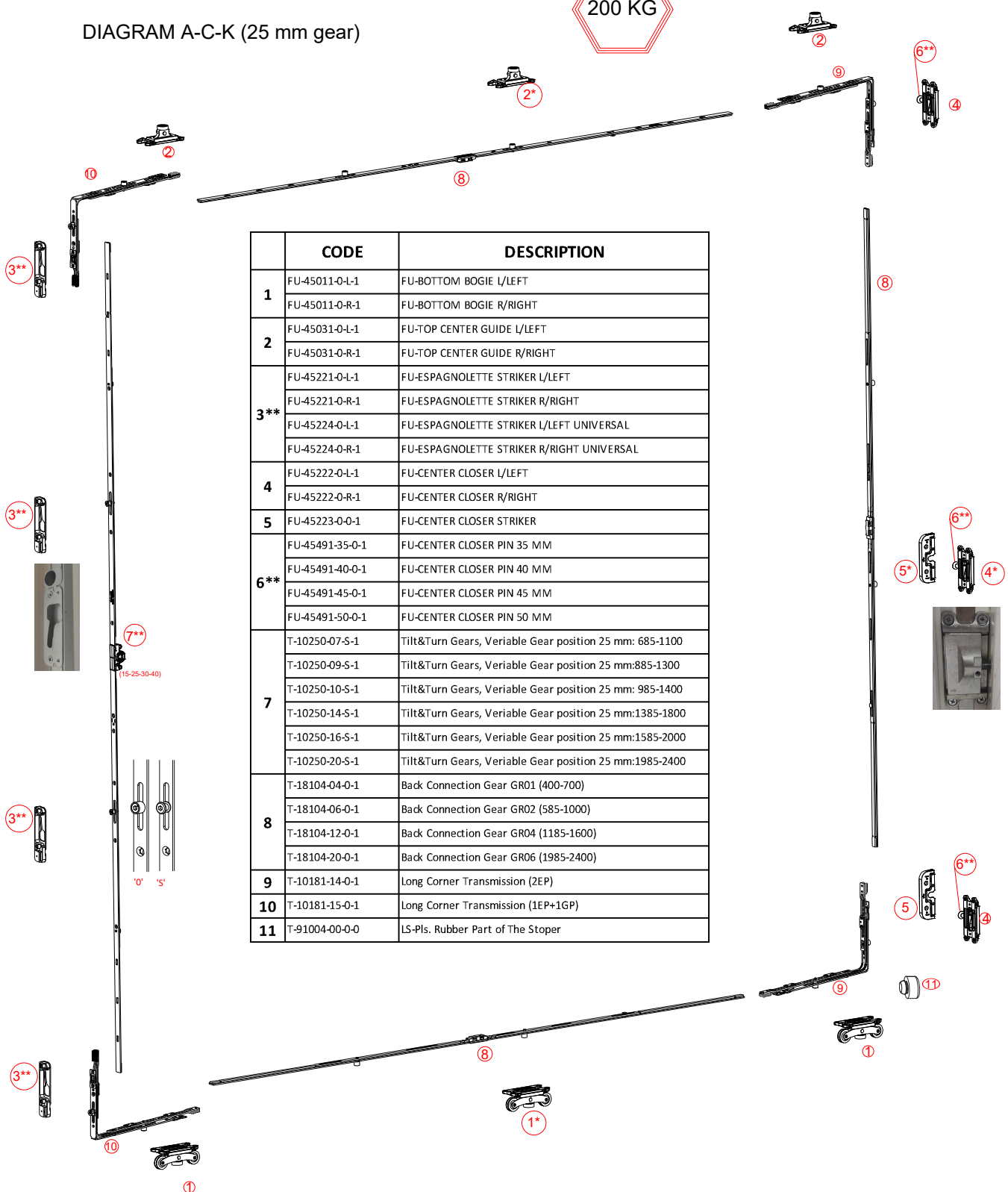


	CODE	DESCRIPTION
1	FU-45011-0-L-1	FU-BOTTOM BOGIE L/LEFT
	FU-45011-0-R-1	FU-BOTTOM BOGIE R/RIGHT
2	FU-45031-0-L-1	FU-TOP CENTER GUIDE L/LEFT
	FU-45031-0-R-1	FU-TOP CENTER GUIDE R/RIGHT
3**	FU-45221-0-L-1	FU-ESPAGNOLETTE STRIKER L/LEFT
	FU-45221-0-R-1	FU-ESPAGNOLETTE STRIKER R/RIGHT
	FU-45224-0-L-1	FU-ESPAGNOLETTE STRIKER L/LEFT UNIVERSAL
	FU-45224-0-R-1	FU-ESPAGNOLETTE STRIKER R/RIGHT UNIVERSAL
4	FU-45222-0-L-1	FU-CENTER CLOSER L/LEFT
	FU-45222-0-R-1	FU-CENTER CLOSER R/RIGHT
5	FU-45223-0-0-1	FU-CENTER CLOSER STRIKER
6**	FU-45491-35-0-1	FU-CENTER CLOSER PIN 35 MM
	FU-45491-40-0-1	FU-CENTER CLOSER PIN 40 MM
	FU-45491-45-0-1	FU-CENTER CLOSER PIN 45 MM
	FU-45491-50-0-1	FU-CENTER CLOSER PIN 50 MM
7**	T-10180-07-S-1	Tilt&Turn Gears, Variable Gear position 15 mm: 685-1100
	T-10180-09-S-1	Tilt&Turn Gears, Variable Gear position 15 mm:885-1300
	T-10180-10-S-1	Tilt&Turn Gears, Variable Gear position 15 mm: 985-1400
	T-10180-14-S-1	Tilt&Turn Gears, Variable Gear position 15 mm:1385-1800
	T-10180-16-S-1	Tilt&Turn Gears, Variable Gear position 15 mm:1585-2000
	T-10180-20-S-1	Tilt&Turn Gears, Variable Gear position 15 mm:1985-2400
8	T-18104-04-0-1	Back Connection Gear GR01 (400-700)
	T-18104-06-0-1	Back Connection Gear GR02 (585-1000)
	T-18104-12-0-1	Back Connection Gear GR04 (1185-1600)
	T-18104-20-0-1	Back Connection Gear GR06 (1985-2400)
9	T-10181-14-0-1	Long Corner Transmission (2EP)
10	T-10181-15-0-1	Long Corner Transmission (1EP+1GP)
11	T-91004-00-0-0	LS-Pls. Rubber Part of The Stoper

\* Height > 1200 mm 3rd Striker  
 Height > 2000 mm 4th Striker  
 Width > 1200 mm 3rd Bogie is required  
 \*\* It should be selected according to the profile  
 \*\*\* (0) with standard pin, with security pin

200 KG

DIAGRAM A-C-K (25 mm gear)




	CODE	DESCRIPTION
1	FU-45011-0-L-1	FU-BOTTOM BOGIE L/LEFT
	FU-45011-0-R-1	FU-BOTTOM BOGIE R/RIGHT
2	FU-45031-0-L-1	FU-TOP CENTER GUIDE L/LEFT
	FU-45031-0-R-1	FU-TOP CENTER GUIDE R/RIGHT
3**	FU-45221-0-L-1	FU-ESPAGNOLETTE STRIKER L/LEFT
	FU-45221-0-R-1	FU-ESPAGNOLETTE STRIKER R/RIGHT
	FU-45224-0-L-1	FU-ESPAGNOLETTE STRIKER L/LEFT UNIVERSAL
	FU-45224-0-R-1	FU-ESPAGNOLETTE STRIKER R/RIGHT UNIVERSAL
4	FU-45222-0-L-1	FU-CENTER CLOSER L/LEFT
	FU-45222-0-R-1	FU-CENTER CLOSER R/RIGHT
5	FU-45223-0-0-1	FU-CENTER CLOSER STRIKER
6**	FU-45491-35-0-1	FU-CENTER CLOSER PIN 35 MM
	FU-45491-40-0-1	FU-CENTER CLOSER PIN 40 MM
	FU-45491-45-0-1	FU-CENTER CLOSER PIN 45 MM
	FU-45491-50-0-1	FU-CENTER CLOSER PIN 50 MM
7	T-10250-07-S-1	Tilt&Turn Gears, Variable Gear position 25 mm: 685-1100
	T-10250-09-S-1	Tilt&Turn Gears, Variable Gear position 25 mm:885-1300
	T-10250-10-S-1	Tilt&Turn Gears, Variable Gear position 25 mm: 985-1400
	T-10250-14-S-1	Tilt&Turn Gears, Variable Gear position 25 mm:1385-1800
	T-10250-16-S-1	Tilt&Turn Gears, Variable Gear position 25 mm:1585-2000
	T-10250-20-S-1	Tilt&Turn Gears, Variable Gear position 25 mm:1985-2400
8	T-18104-04-0-1	Back Connection Gear GR01 (400-700)
	T-18104-06-0-1	Back Connection Gear GR02 (585-1000)
	T-18104-12-0-1	Back Connection Gear GR04 (1185-1600)
	T-18104-20-0-1	Back Connection Gear GR06 (1985-2400)
9	T-10181-14-0-1	Long Corner Transmission (2EP)
10	T-10181-15-0-1	Long Corner Transmission (1EP+1GP)
11	T-91004-00-0-0	LS-Pls. Rubber Part of The Stoper

\* Height > 1200 mm 3rd Striker  
 Height > 2000 mm 4th Striker  
 Widht > 1200 mm 3rd Bogie is required  
 \*\* It should be selected according to the profile  
 \*\*\* (0) with standard pin, with security pin

200 KG

DIAGRAM A-C-K (30 mm gear)




	CODE	DESCRIPTION
1	FU-45011-0-L-1	FU-BOTTOM BOGIE L/LEFT
	FU-45011-0-R-1	FU-BOTTOM BOGIE R/RIGHT
2	FU-45031-0-L-1	FU-TOP CENTER GUIDE L/LEFT
	FU-45031-0-R-1	FU-TOP CENTER GUIDE R/RIGHT
3**	FU-45221-0-L-1	FU-ESPAGNOLETTE STRIKER L/LEFT
	FU-45221-0-R-1	FU-ESPAGNOLETTE STRIKER R/RIGHT
	FU-45224-0-L-1	FU-ESPAGNOLETTE STRIKER L/LEFT UNIVERSAL
	FU-45224-0-R-1	FU-ESPAGNOLETTE STRIKER R/RIGHT UNIVERSAL
4	FU-45222-0-L-1	FU-CENTER CLOSER L/LEFT
	FU-45222-0-R-1	FU-CENTER CLOSER R/RIGHT
5	FU-45223-0-0-1	FU-CENTER CLOSER STRIKER
6**	FU-45491-35-0-1	FU-CENTER CLOSER PIN 35 MM
	FU-45491-40-0-1	FU-CENTER CLOSER PIN 40 MM
	FU-45491-45-0-1	FU-CENTER CLOSER PIN 45 MM
	FU-45491-50-0-1	FU-CENTER CLOSER PIN 50 MM
7**	T-10194-07-S-1	Tilt&Turn Gears, Variable Gear position 30 mm: 685-1100
	T-10194-09-S-1	Tilt&Turn Gears, Variable Gear position 30 mm:885-1300
	T-10194-10-S-1	Tilt&Turn Gears, Variable Gear position 30 mm: 985-1400
	T-10194-14-S-1	Tilt&Turn Gears, Variable Gear position 30 mm:1385-1800
	T-10194-16-S-1	Tilt&Turn Gears, Variable Gear position 30 mm:1585-2000
	T-10194-20-S-1	Tilt&Turn Gears, Variable Gear position 30 mm:1985-2400
8	T-18104-04-0-1	Back Connection Gear GR01 (400-700)
	T-18104-06-0-1	Back Connection Gear GR02 (585-1000)
	T-18104-12-0-1	Back Connection Gear GR04 (1185-1600)
	T-18104-20-0-1	Back Connection Gear GR06 (1985-2400)
9	T-10181-14-0-1	Long Corner Transmission (2EP)
10	T-10181-15-0-1	Long Corner Transmission (1EP+1GP)
11	T-91004-00-0-0	LS-Pls. Rubber Part of The Stoper

\* Height > 1200 mm 3rd Striker  
 Height > 2000 mm 4th Striker  
 Width > 1200 mm 3rd Bogie is required  
 \*\* It should be selected according to the profile  
 \*\*\* (0) with standard pin, with security pin

200 KG

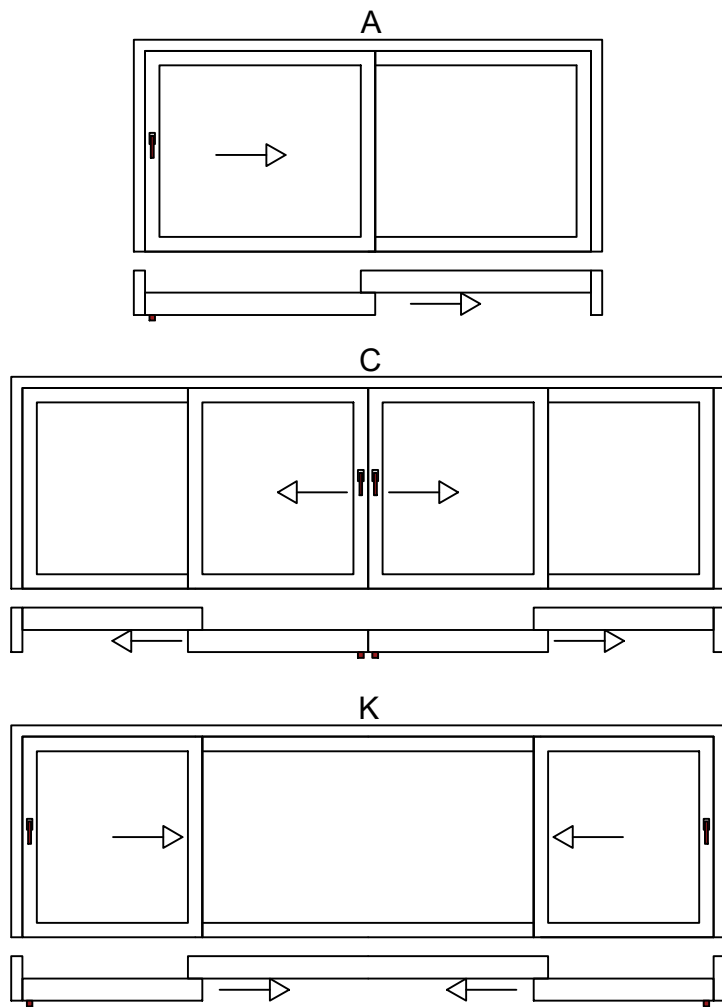
DIAGRAM A-C-K (40 mm gear)



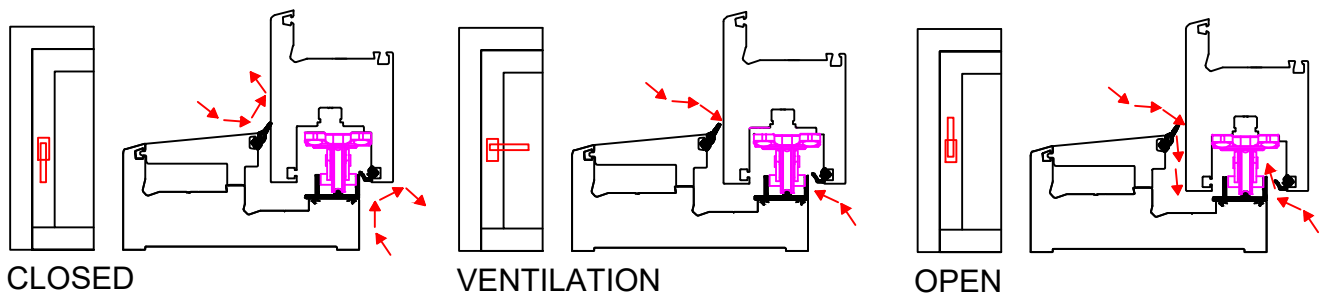
	CODE	DESCRIPTION
1	FU-45011-0-L-1	FU-BOTTOM BOGIE L/LEFT
	FU-45011-0-R-1	FU-BOTTOM BOGIE R/RIGHT
2	FU-45031-0-L-1	FU-TOP CENTER GUIDE L/LEFT
	FU-45031-0-R-1	FU-TOP CENTER GUIDE R/RIGHT
3**	FU-45221-0-L-1	FU-ESPAGNOLETTE STRIKER L/LEFT
	FU-45221-0-R-1	FU-ESPAGNOLETTE STRIKER R/RIGHT
	FU-45224-0-L-1	FU-ESPAGNOLETTE STRIKER L/LEFT UNIVERSAL
4	FU-45224-0-R-1	FU-ESPAGNOLETTE STRIKER R/RIGHT UNIVERSAL
	FU-45222-0-L-1	FU-CENTER CLOSER L/LEFT
5	FU-45222-0-R-1	FU-CENTER CLOSER R/RIGHT
	FU-45223-0-0-1	FU-CENTER CLOSER STRIKER
6**	FU-45491-35-0-1	FU-CENTER CLOSER PIN 35 MM
	FU-45491-40-0-1	FU-CENTER CLOSER PIN 40 MM
	FU-45491-45-0-1	FU-CENTER CLOSER PIN 45 MM
	FU-45491-50-0-1	FU-CENTER CLOSER PIN 50 MM
7**	T-10192-07-0-1	Tilt&Turn Gears, Variable Gear position 40 mm: 685-1100
	T-10192-09-0-1	Tilt&Turn Gears, Variable Gear position 40 mm:885-1300
	T-10192-10-0-1	Tilt&Turn Gears, Variable Gear position 40 mm: 985-1400
	T-10192-14-0-1	Tilt&Turn Gears, Variable Gear position 40 mm:1385-1800
	T-10192-16-0-1	Tilt&Turn Gears, Variable Gear position 40 mm:1585-2000
	T-10192-20-0-1	Tilt&Turn Gears, Variable Gear position 40 mm:1985-2400
8	T-18104-04-0-1	Back Connection Gear GR01 (400-700)
	T-18104-06-0-1	Back Connection Gear GR02 (585-1000)
	T-18104-12-0-1	Back Connection Gear GR04 (1185-1600)
	T-18104-20-0-1	Back Connection Gear GR06 (1985-2400)
9	T-10181-14-0-1	Long Corner Transmission (2EP)
10	T-10181-15-0-1	Long Corner Transmission (1EP+1GP)
11	T-91004-00-0-0	LS-Pls. Rubber Part Of The Stoper

\* Height > 1200 mm 3rd Striker  
 Height > 2000 mm 4th Striker  
 Widht > 1200 mm 3rd Bogie is required  
 \*\* It should be selected according to the profile  
 \*\*\* (0) with standard pin, with security pin

DIAGRAM A,C,K



HANDLE POSITION



Strength  
Reliability  
Security

Intelligent Solutions For Your Comfort



Order  
Catalog