




[www.tgpsystems.com](http://www.tgpsystems.com)



# Winter Garden Systems

## Patio Enclosure Systems



 [www.tgpsystems.com](http://www.tgpsystems.com)

# About us

TGP Systems designs and markets complete pvc and aluminum systems for the construction market. The company carries a comprehensive range of products for the whole building envelope - for both private housing and large commercial projects.

TGP Systems was established by a group of veteran business executives and collaborates with architects, investors and partner companies based in Europe.

When you decide to go with TGP products, we can assure you that you are dealing with a company supplying premium products at competitive prices, with the highest level of service, fast delivery and warranty.



# INDEX



Motorised Guillotine  
Window  
(Vertical Window)

04-14

15-28

Pergola & Motorized  
Rooftop Awning



Rolling Roof

26-36

37-39

Wind Breaker



Zip Screen System

40-43

44-50

Glazing Systems




Glass Roof Systems

51-60



[www.tgpsystems.com](http://www.tgpsystems.com)



# Motorised Guillotine Window

(Vertical Window)

Open / Close

# What is a Guillotine Window?



A guillotine is a vertical sliding window. Basic guillotine windows consist of two vertical sliding frames and are manually powered. Guillotine windows are with bottom or top fixed frames, opening from bottom to top or top to bottom with multiple sliding frames.

New generation guillotine windows have remote controls.

Vertical sliding window systems are optimal solutions for food and rest establishments. They can be used to control open close levels depending on the elements and the patrons' preferences.



## Features

- 01 Easy Clean**
- 02 Fast and simple installation**
- 03 User friendly**
- 04 High insulation levels**
- 05 High wind resistance**
- 06 Minimum vista obstruction**
- 07 Optimal Ventilation**
- 08 Control the sash at the desired level with remote control**
- 09 Different glazing options**
- 10 Infinite choice of colors**
- 11 2 Year warranty**

# References



Efficient use of space and a pleasant environment



**Easy Clean**  
Fast and simple installation



Easy to use, elegant look!



**User friendly**  
High insulation levels



# References



TGP Systems provides complete customer satisfaction

**High wind resistance**  
Minimum vista obstruction



When the glass panels are completely closed, system provides heat, air and sound insulation

**Optimal Ventilation**  
Control the sash at the desired level with remote control



# Ease of Use



**Ease of use, elegant, aesthetic look!**

The guillotine windows are not only easy to use, but also provide an aesthetic look. As the mechanism does not enclose the entire space, TGP Motorized Guillotine Window System provides more efficient space usage and a pleasant outdoor experience.

Thanks to its remote controlled system, guillotine windows provide a comfortable experience for the user. The motorised guillotine windows can be opened to the desired level.

**The system looks like an elegant railing when the window is completely open.**

TGP systems provides complete customer satisfaction with the elegant appearance of guillotine windows. Users can control the level of air circulation and when the sashes are completely closed, the system provides heat, air and sound insulation.



We will generate a project tailored for your dimensions and specific needs so you could experience this awesome experience. For more details, please subscribe to our TGP Systems Youtube Channel, follow us on social media. Please get in touch with our expert team via mail [sales@tgpsystems.com](mailto:sales@tgpsystems.com) to get an estimate.

# Technical Details of Motorised Guillotine Systems

## SBS-C1 Standart Bottom Stationary C1 Easy Clean



**Profiles:** NOT thermal insulated. Additional support profiles and accessories.

**Option:** Easy clean option with special profile and accessories.

**Glazing:** 24 mm glass (double) or 8 mm (single glass) is available.

**Dimension:** max 4750mm W x4000mm H

**Available Schemas:** E,F

**Protection:** Hand protection profile

**Insulation:** Brush,

**Color:** All colors available in Ral Color Chart

**Motion:** Chain

**Motor:** 230 V/50 Hz. (For countries with different voltage values, we have a no-motor shipping option.)

**Note:** We are able to go wider or higher dimension. Please feel free to contact for TGP Systems technical staff advices.



**Easy clean feature on floors higher than the entrance level.**



## TBS-C1 Thermal Bottom Stationary C1 Easy Clean



**Profiles:** Thermal insulated. Additional support profiles and accessories.

**Option:** Easy clean option with special profile and accessories.

**Glazing:** 24 mm glass (double) or 8 mm (single glass) is available.

**Dimension:** max 4750mm W x4000mm H

**Available Schemas:** E,F

**Protection:** Hand protection profile

**Insulation:** Brush,

**Color:** All colors available in Ral Color Chart

**Motion:** Chain

**Motor:** 230 V/50 Hz. (For countries with different voltage values, we have a no-motor shipping option.)

**Note:** We are able to go wider or higher dimension. Please feel free to contact for TGP Systems technical staff advices.

**Easy clean feature on floors higher than the entrance level.**



## TPS Top Panel Stationary



- Profiles:** Thermal insulated,
- Glazing:** 32 mm glass (double or triple) is available.
- Dimensions:** max 4000mm W x3000mm H,
- Available Schemas:** G,H
- Not:** above this dimension, 2 motors&supported strut profiles will be helpful to make 4500 mm x 3500 mm.
- Protection:** Hand protection profile
- Insulation:** Brush,
- Color:** All colors available in Ral Color Chart
- Motion:** Chain
- Motor:** 230 V/50 Hz. (For countries with different voltage values, we have a no-motor shipping option.)
- Note:** We are able to go wider or higher dimension. Please feel free to contact for TGP Systems technical staff advices.



## TPS-N3 Top Panel Stationary



- Profiles:** Thermal insulated,
- Glazing:** 24 mm glass (double) is available.
- Dimension:** max 2500 W X 3500 H.
- Available Schemas:** G,H,I,J
- Protection:** Hand protection profile
- Insulation:** Brush,
- Color:** All colors available in Ral Color Chart
- Motion:** Chain
- Motor:** 230 V/50 Hz. (For countries with different voltage values, we have a no-motor shipping option.)
- Note:** We are able to go wider or higher dimension. Please feel free to contact for TGP Systems technical staff advices.

## TPS-C0 Top Panel Stationary

**Profiles:** NOT thermal insulated,

**Glazing:** 24 mm glass (double) is available.

**Available Schemas:** G,H,I,J

**Dimension:** max 4500mm W x 4000mm H

**Protection:** Hand protection profile

**Insulation:** Brush,

**Color:** All colors available in Ral Color Chart

**Motion:** Chain

**Motor:** 230 V/50 Hz. (For countries with different voltage values, we have a no-motor shipping option.)

**Note:** We are able to go wider or higher dimension. Please feel free to contact for TGP Systems technical staff advices.

**Optional Glass Mountable later**



## SBS Standart Bottom Stationary

**Profiles:** NOT thermal insulated.

**Glazing:** 20 mm glass (double) or 8 mm (single glass) is available.

**Dimension:** max 4000mm W x2500mm H or max 3500mm Wx3000mm H

**Available Schemas:** A,B,C,D

**Protection:** Hand protection profile

**Insulation:** Brush,

**Color:** All colors available in Ral Color Chart

**Motion:** Belt

**Motor:** 230 V/50 Hz. (For countries with different voltage values, we have a no-motor shipping option.)

**Note:** We are able to go wider or higher dimension. Please feel free to contact for TGP Systems technical staff advices.

## SBS C0 Standart Bottom Stationary C0

**Profiles:** NOT thermal insulated.

**Glazing:** 24 mm glass (double) or 8 mm (single) is available.

**Dimension:** max 4750mm W x4000mm H.

**Available Schemas:** A,B,C,D

**Protection:** Hand protection profile

**Insulation:** Brush,

**Color:** All colors available in Ral Color Chart

**Motion:** Chain

**Motor:** 230 V/50 Hz. (For countries with different voltage values, we have a no-motor shipping option.)

**Note:** We are able to go wider or higher dimension. Please feel free to contact for TGP Systems technical staff advices.



**Additional Support Profile  
Longer width availability**



## TBS Thermal Bottom Stationary

**Profiles:** Thermal insulated.

**Glazing:** 24 mm glass (double) is available.

**Dimension:** max 4000mm W x3000mm H

**Available Schemas:** A,B,C,D

**Protection:** Hand protection profile

**Insulation:** Brush,

**Color:** All colors available in Ral Color Chart

**Motion:** Chain

**Motor:** 230 V/50 Hz. (For countries with different voltage values, we have a no motor shipping option.)

**Note:** TBS & TPS-N3 profiles are same. We may do TBS system also with using TPS profiles. In this case TBS dimension can be done max 4500W x 3500 mm H by using 2 motors&supported strut profiles.

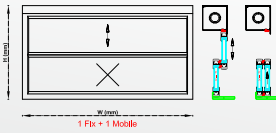


**Optional Glass Mountable later**

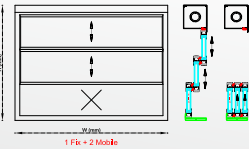


# Available Schemas Refer To System

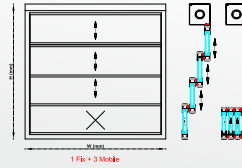
**A: (1+1)**



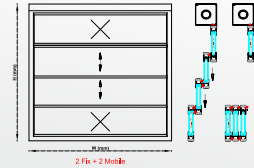
**B: (2+1)**



**C: (3+1)**

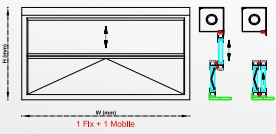


**D: (3+1)**

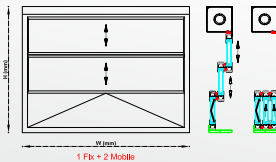


**SBS: A,B,C,D** **SBS-CO: A,B,C,D** **TBS: A,B,C,D**

**E: (1+1)**

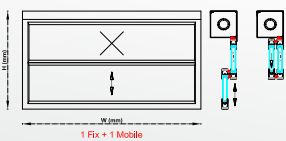


**F: (2+1)**

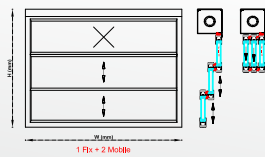


**SBS-C1: E,F** **TBS-C1: E,F**

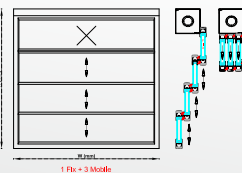
**G: (1+1)**



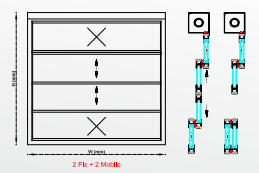
**H: (2+1)**



**I: (3+1)**



**J: (3+1)**



**TPS: G,H** **TPS-N3: G,H,I,J** **TPS-C0: G,H,I,J**

## Sum of Motorised Guillotine Types

Model	Thermal Insulated Profiles	Dimensions	Glass Properties
<b>SBS</b>	NO	3500mm W x 2500mm H or 3000mm W x 2700mm H	20 mm double or 8 mm single
<b>SBS-C0</b>	NO	4750mm W x 4000mm H	24 mm double or 8 mm single
<b>TBS</b>	YES	4000mm W x 3000mm H	24 mm double or 32 mm double
<b>SBS-C1</b>	NO	4750mm W x 4000mm H	24 mm double or 8 mm single
<b>TBS-C1</b>	YES	4750mm W x 4000mm H	24 mm double or 8 mm single
<b>TPS</b>	YES	4000mm W x 3000mm H	24 mm double/ 32 mm triple
<b>TPS-N3</b>	YES	2500mm W x 3500mm H	24 mm double
<b>TPS-C0</b>	NO	4500mm W x 4000mm H	24 mm double or 8 mm single


# Certification



RESISTANT TO WINDLOAD



WATERTIGHTNESS



THERMAL INSULATION



AIR PERMEABILITY

<b>WATERTIGHTNESS</b>	Testing method according to BDS EN 1027 Performance CLASS A2
<b>RESISTANT TO WINDLOAD</b>	Testing method according to BDS EN 12211 Performance CLASS 4C
<b>AIR PERMEABILITY</b>	Testing method according to BDS EN 1026 Performance CLASS 2
<b>THERMAL INSULATION</b>	Thermal insulation quality of the glass will determine the overall thermal quality of the system. TGP (thanks to triple glass) has the best thermal insulation values in the market.

 <https://www.how2make.net/category/guillotine-window/>

### **Motorised Guillotine Windows bring the panorama inside!**

Drinking your tea in a cafe while enjoying the beautiful view of the sea, or having dinner at a nice restaurant with perfect air circulation. Hot chocolate has never been this delicious in the heat efficient and sound insulated winter garden. These are worry-free, life enjoying moments. We are in bliss in those moments. Are they so hard to come by? Well, not anymore. TGP Motorised Guillotine Windows seamlessly provide an environment where indoor and outdoor become one.

The guillotine is a folding, remote controlled window system used to regulate air flow and heat efficiency. It brings the panorama inside your living space, adding more space through open interiors, flooding rooms with light and creating perfect, enjoyable living environments.

The vertical hung-sash retraction guillotine window system is all-weather use, in cafes, bars, winter gardens, private homes, commercial establishments, industrial buildings, roof floors and hotels. Thanks to its special sash-carrying mechanism, the sashes stay fixed at the exact point where they are released. This feature enables safe use of the window and it can be opened up to the desired height.