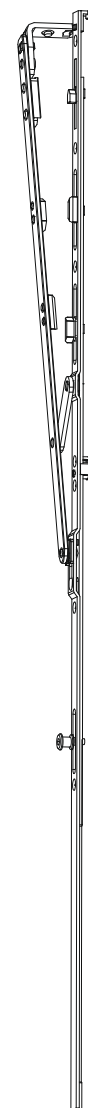


Description

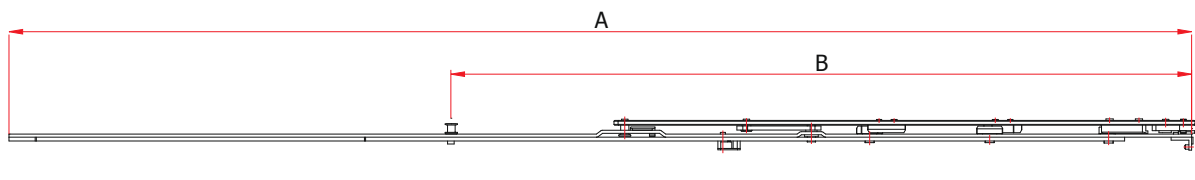
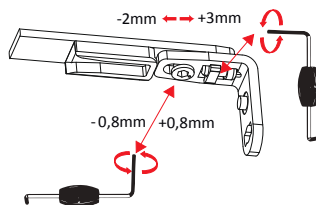
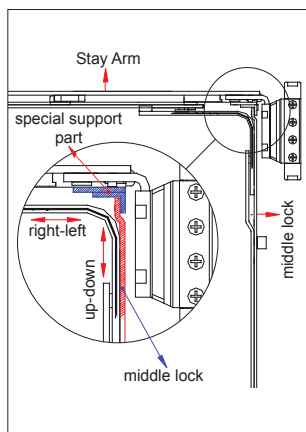
- Special stay arm with a special mushroom cam designed to have more security.
- The stay arm is attached to the stay arm connecting plate this way it is fixed more firmly to the frame and the number of article codes is reduced.
- The stay arm is clipped in the tilt position, this way the sash can not be accidentally smashed by the air currents
- The stay arm has an integrated wrong operation safety device in order to prevent the accidental maneuvering of the sash from the tilt position in the turn position.
- The stay arm is universal left and right, 9/13 mm
- The horizontal adjustment of the sash (-2 / + 3 mm) can be made by using Allen key positioned in the stay arm. It is made of steel parts, if exceed adjustment the screw won't break.
- The gasket pressure can be adjusted (-0,8 / + 0,8 mm) by using Allen key.
- Thanks to special support part on the stay arm, the movement of the middle lock is limited right-left or up-down.



Material Specification

- Body : Steel acc. EN 10149
 Surface : Corrosion resistance up to 500 hours acc. DIN 50021

Technical Drawing



PG	Code	Dimension	A	B		
T1	T-10182-06-S-1	595-800	665	392	1	10
T1	T-10182-08-S-1	795-1000	865	542	1	10
T1	T-10182-10-S-1	995-1200	1065	542	1	10
T1	T-10182-12-S-1	1195-1400	1265	781	1	10
T1	T-10182-14-S-1	1395-1600	1465	865	1	10